

## Overview

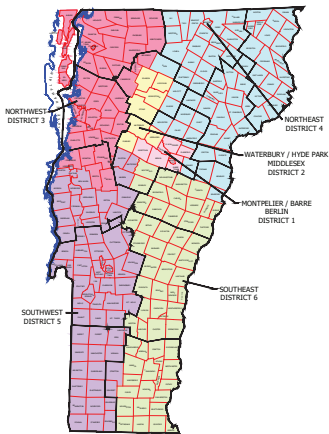
**COMMISSIONER**  
Christopher Cole



















**DEPUTY COMMISSIONER**  
Jennifer M.V. Fitch, PE

**OFFICES/DIVISIONS**

- Energy
- Planning & Property Management
- Operations & Maintenance
- Curator
- Design & Construction
- Security
- Purchasing & Contracting
- Government Business Services

STATE OF VERMONT  
BGS MAINTENANCE DISTRICTS



<b>ENERGY</b>	 <b>\$381,309</b> Taxpayer dollars saved from SEMP projects	 <b>18.40%</b> Percent of electrical usage provided by solar	 <b>12,720</b> Metric tons of carbon emissions abated
<b>PLANNING &amp; PROPERTY MANAGEMENT</b>	 <b>128</b> Leases managed	 <b>96%</b> Utilized square footage in State-owned buildings	 <b>80/20</b> Ratio of owned to leased space
<b>OPERATIONS &amp; MAINTENANCE</b>	 <b>81%</b> Work orders completed on time	 <b>68%</b> Preventative maintenance completed on time	 <b>29</b> Number of Building Related Issue Notifications (BRINs)
<b>CURATOR</b>	 <b>150,000</b> Visitors to the State House	 <b>4,600</b> Students taking civic-minded tours	 <b>15</b> Art shows organized and curated by the State Curator's Office
<b>DESIGN &amp; CONSTRUCTION</b>	 <b>109</b> Projects initiated	 <b>102</b> Projects completed	 <b>\$18,817,474</b> Capital expended
<b>SECURITY</b>	 <b>129</b> Reported threats against State employees investigated	 <b>1,405</b> Executive branch employees trained on emergency procedures	 <b>44%</b> State facilities meeting new electronic security standards

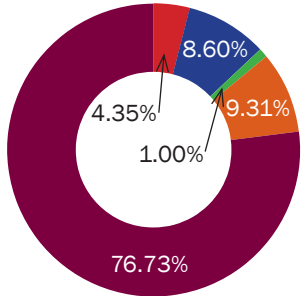
# DEPARTMENT BUILDINGS AND GENERAL SERVICES

# FY 18 PROGRAM HIGHLIGHTS

## Overview

### FY 2019

Total Budget: \$44,987,860



- \$1,958,279 General Fund
- \$3,868,566 Transportation Fund
- \$450,958 Special Fund
- \$4,188,766 Inter-Department Transfer Fund
- \$34,521,291 Internal Service Fund

### PURCHASING & CONTRACTING



37%

Decreased process cycle time on contract documents



1,138

Active contracts



62%

Current contracts with Vermont vendors vs non-Vermont vendors

### GOVERNMENT BUSINESS SERVICES



1,227

Vermont businesses promoted



3,397,623

Visitors per year at 17 locations



101,535

Operational hours 7 days/week - 365 days/year

### INFORMATION CENTERS

### GOVERNMENT BUSINESS SERVICES



729

Total fleet vehicles



\$3,288,473

Saved since tracking began in FY13



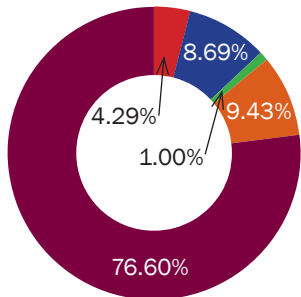
5,370

Motor pool reservations

### FLEET

### FY 2020 REQUEST

Total Budget: \$46,236,186



- \$1,981,801 General Fund
- \$4,019,636 Transportation Fund
- \$458,316 Special Fund
- \$4,358,605 Inter-Department Transfer Fund
- \$35,417,828 Internal Service Fund

### GOVERNMENT BUSINESS SERVICES



5.3

Million pieces of mail outgoing & 3.8 million pieces of mail incoming



100%

Same day delivery of valid zip+4 mail



151,320

Pieces of pink mail processed

### POSTAL

### GOVERNMENT BUSINESS SERVICES



18

Million impressions per year



2.1

Average print job turnaround (days)



29,297

Number of transactional print jobs

### PRINT

### GOVERNMENT BUSINESS SERVICES



373

Surplus property pickups



\$1,020,530

Online auction sales



\$691,115

Live auction sales

### STATE SURPLUS